



CSI EXPERIENCES IN SCHOOLS

What Is CSI/Forensic Science in Schools?

This is a unique opportunity for students to experience science in an applied setting. Also, the experiences can be used to incorporate:-

- Speaking and Listening
- Data Handling
- History
- Art
- PSHE

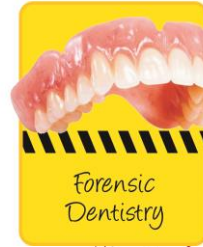

Most importantly, our events show students how they can achieve irrespective of ability



Super CSI

How good are you at investigating a criminal case? We have put together all the elements your students need to solve the heinous crime:-

- Taking and removing fingerprints from a variety of surfaces
- Lab Area (Hair/Fibre Analysis)
- Forensic Dentistry
- Constructing Photo fits (using FBI Software)
- Blood Spatter Pattern Analysis/DNA (KS2 only!)
- Ballistic Examination (Bullets)
- “Mock Trial” Complete with Wigs and Gowns




Our Most Popular Product

In 1963, the *Great Train Robbery* was audaciously executed by a team of London robbers. We have recreated the event for students to investigate; is a truly blended learning experience

This is what is included:-

- ✓ **Forensic Science** (Find small items found at the crime scene. Finger printing, casting teeth marks, constructing photo fits, examining hair and fibres)
- ✓ **Literacy** (Search a 1963 copy of the “*Daily Express*” for information. Using a “*writing frame*”, write the front page of a newspaper
- ✓ **Speaking and Listening** (Have a discussion around the “morality” of stealing)
- ✓ **Numeracy** (Count the notes, work out how long it would have taken the robbers to remove the postal sacks. Ratio. Examine Ordnance Survey Maps to find the robbery site and the “hide out”
- ✓ **History** (Delve back into time, over 50 years using primary and secondary sources)



The Offers

OFFER 1: The “Hall Option

This is the most cost effective way of running a session for your school; where a large space such as a hall or gymnasium is used. There are other options. All we need is for students to be seated in in groups of about 8-10 around a table:-

NORMALLY £20 per head (ex VAT) with a minimum of 60 students.



NOW JUST £17 per person

The Offers

OFFER 2: The Lab/Classroom Option

As the name suggests this is for a single class of 30-35 students in a laboratory.

In this offer students get greater attention, than Offer 1

The cost is £1000 (ex VAT) per class per day



NOW JUST £900 per class

The Offers

OFFER 3: School Self Delivery

We have designed a special self-delivery pack for school. There are two options, to suit schools budgets.

The scheme is called “What Lurks Beneath”. It has been designed by teachers to make the planning, preparation and learning objects simple and straight forward. Each pack has enough for 30 students. Extra students packs can be bought for just £2.50 extra

The two different versions are:-

1. What Lurks Beneath Master Pack - £186+Postage
 2. What Lurks Beneath Fingers and Feet - £108+Postage
- See www.whatlurksbeneath.co.uk for more information



1. Now just £160
2. Now just £100

BONUSES

Any school who books an event with us will receive the following bonuses:-

- **BONUS 1** Free FBI photo fit software worth £400
- **BONUS 2** Free data handling module differentiated to any key stage
- **BONUS 3** Full CSI uniform for students to wear and take home(one piece body suit masks and gloves) these normally cost £5 per student (Does not include self-delivery options)
- **BONUS 4** If you ask us to deliver the Great Train Robbery we set up a Classroom Display as a center piece for the day

FBI Photo Fit Software

► We are really pleased to announce that we have partnered with **FACES ID** one of the World's leading photo fit software companies.

► The software normally retails at about £400 for a network copy.



Key Features

Using FACES in the Classroom

FACES technology is used by thousands of police agencies worldwide – including the FBI and CIA – to identify, track and apprehend criminal suspects.

Easily Create CSI Lesson Plans

FACES 4.0 EDU forensic software program is an ideal support for criminology and forensic classes, giving students hands-on experience in how suspect composites – like DNA, fingerprint and other evidence – are used to solve crimes. Students can use FACES 4.0 EDU to carry out simulated witness interviews, develop facial composites, and even create virtual line-ups.



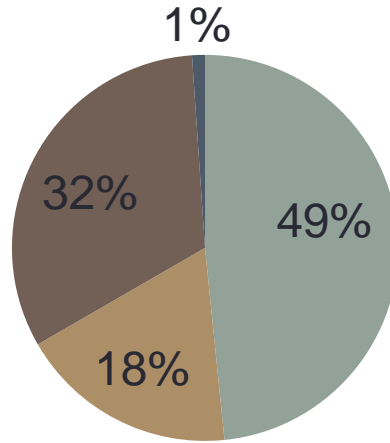
FACES 4.0 EDU age progression feature.

For younger children, FACES 4.0 EDU forensic software program can be used to teach observational skills that can be critical in increasing personal awareness and safety. FACES 4.0 EDU also has creative applications, such as enhancing drama and reading appreciation by allowing students to develop images of historic or fictional characters.

Data Handling Module

**Pie Chart Showing
Classification of our Class
Fingerprints**

■ Arches ■ Whorls ■ Loops ■ Unclassified



What Do Our Customers think?

“Thank you for your resources for science week. My year 3s loved the forensics activities!”

Sarah Matthews
OLM School
(25th March 2015)

“These are the best resources I have ever seen! These are great “hands on” activities for my students”

Sam Gibbons
Hevingham Primary School
(26th March 2015)



Finally

- To book, please ring me on 01603864647
- Thanks for reading this.
- If you want all students to access these award winning Experiences-book an event this summer!
- For more information, see www.rightangleeducation.co.uk

Kind Regards,

Steve Gaskin.BSc(Hons), PGCE

Former Scotland Yard Detective Chief Inspector